



Available with optional hanging screen system.




Featuring the proven, high performing Sandvik CH440 Hydrocone.

- ⑤ – CLP Liners are designed to keep maximum feed size into the cone throughout the wear life of the liners. All liner options fit in one top shell
- Constant liner opening results in constant production performance throughout liner life

- ⑥ – Longer crushing chamber due to top and bottom support which gives superior product shape in the chamber

- ⑦ – Eccentric arrangement has multiple settings to suit the required application
- Eccentric throw can be changed by simply turning the bush. The throw range is the most extensive in the market



- ① – Modular design with filler ring for ultimate flexibility
- Unique crusher design eliminates the need for anti-spin device on head

- ② – Main Shaft is supported from both the Top and Bottom giving additional strength

- ③ – Helical drive gear arrangement for maximum durability and smooth, quiet operation

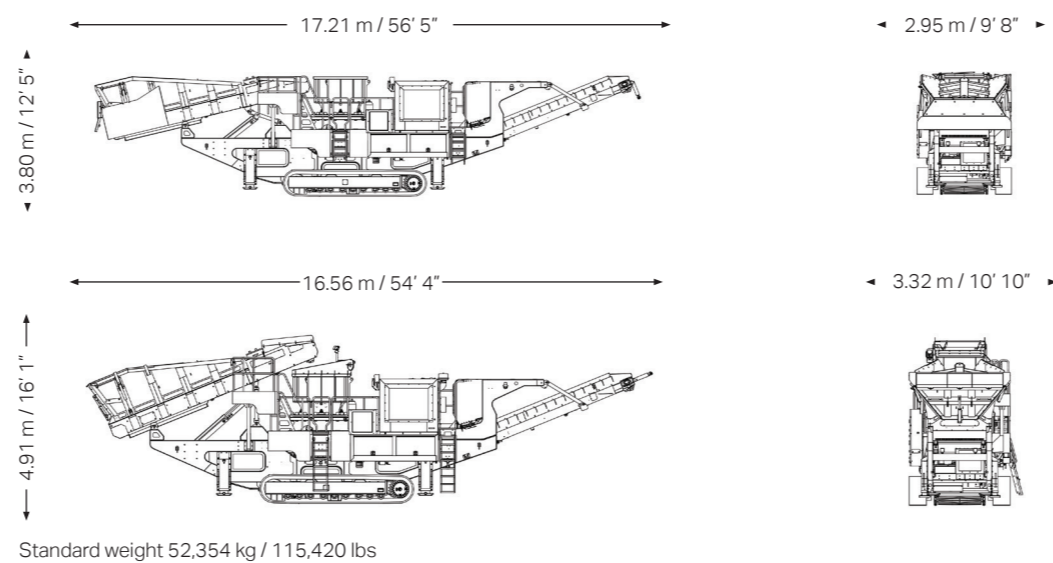
- ④ – Single piston design for gap setting and over load protection. CSS can also be adjusted whilst crushing

TECHNICAL SPECIFICATIONS

| KEY SPECIFICATIONS | DATA |
|--------------------|-------------------------|
| Crusher type | Sandvik CH440 cone |
| Speed | 327 rpm to 346 rpm |
| Max feed size | 250 mm / 9.8" |
| CSS range | 4 - 48 mm / 0.3" - 1.8" |
| Drive | Wet clutch with PTO |

| KEY SPECIFICATIONS | DATA |
|---------------------|---|
| Power pack | |
| Engine type | CAT C13 Stage 5 / T4F 340 kW / 456 hp CAT C13 T3 328 kW / 440 hp CAT NR4 (China) 340 kW / 456 hp |
| Diesel tank size | 990 litres / 262 USG |
| Hydraulic tank size | 990 litres / 262 USG |

Note. All weights and dimensions are for standard units only



ROCKPROCESSING.SANDVIK



SANDVIK QH441 HYDROPHONE CRUSHER



QH441 CONE CRUSHER

| KEY SPECIFICATIONS | DATA |
|----------------------|---|
| Equipment | Sandvik CH440 cone |
| Maximum feed size | 250 mm / 9.8" |
| Engine | CAT C13 Stage 5 / T4F 340 kW / 456 hp CAT C13 T3 328 kW / 440 hp CAT NR4 (China) 340 kW / 456 hp |
| Transport dimensions | 17.21 m / 56' 5" (l) 2.95 m / 9' 8" (w) 3.80 m / 12' 5" (h) |
| Weight | 52,354 kg / 115,420 lbs |

VERSATILE SOLUTION

The QH441 is one of the most flexible and heavy duty cone crushers in the market today. Specifically aimed at large scale aggregates producers, the QH441 has been designed utilizing the latest technology to ensure uninterrupted productivity and minimal operator intervention.

Powered by a diesel engine with direct drive to ensure maximum power and fuel efficiency, it sets new standards in throughput, reduction ratios and gives excellent product shape. Available with a choice of six crushing chambers and a variety of bush settings, it stands as one of the most reliable, versatile and productive cone crushers in the market today.

STANDARD FEATURES INCLUDE:

- Emissions compliant engine, plant designed for optimum fuel economy and low operating costs
- Variable crusher speed via the engine to manipulate product gradation
- Equipped with a hydroset CSS regulation system that provides overload protection, optimizes production and keeps track of liner wear
- Camera overseeing the crushing chamber allows the operator full visibility of the feed material entering the crushing chamber
- A level sensor above the crushing chamber controls the automated variable speed feed conveyor to ensure maximum production, reduction and shape
- Capable of operating in the most hostile environments with a 50°C ambient temperature capability with just a change of lubrication oil
- Suitable for a wide variety of quarry applications from the soft limestones through to the hardest of basalts

- 2 Feeder**
- Automated variable speed 1.20 m / 47" wide feed conveyor to ensure maximum production, reduction and shape
 - Bridge Coil (up and over) metal detector fitted to the feed conveyor providing optimum stability and controlled detection

- 3 Cone**
- Fitted with the proven CH440 Sandvik cone for strength and reliability
 - Equipped with Hydroset CSS regulation system for optimum production and protection
 - Choice of six crushing chambers and a CSS range of 8 mm to 48 mm accepting a feed size of up to 215 mm / 8.5"
 - Various eccentric bush settings available to optimize product gradation and capacity
 - World renowned Constant Liner Performance system for optimum wear life of the liners
 - Hydraulic over load system for tramp material

- 4 Power pack**
- Emissions compliant engine
 - Direct drive to ensure maximum power delivery
 - Variable crusher speed via the engine to manipulate product gradation
 - Easy access for service and maintenance
 - Ground level drainage points
 - Large capacity diesel tank 990 litre / 262 USG
 - My Fleet telematics with 7 year data subscription

- 5 Cooling fan**
- Hydraulically driven cooling fan with auto reverse to back flush dust from radiator

- 1 Hopper**
- Wear resistant liner plates fitted as standard
 - Hydraulically raised and lowered for transport
 - Hydraulic folding hopper extensions for increased hopper capacity and rear loading


- 10 Chassis**
- Heavy duty fabricated chassis on a tracked frame
 - Hydraulic legs for increased stability and servicing capabilities

- 9 Tracks**
- 500 mm / 20" wide tracks driven by proportional umbilical control
 - Radio remote control, proportional tracking as standard

STANDARD FEATURES



Camera and level sensor to ensure continuous feed



Bridge coil metal detector for controlled detection




Steel pipework for better heat dissipation



Easy access to the engine compartment



User friendly PLC control system with colour screen



Direct drive for maximum fuel efficiency



- 6 Main conveyor**
- 1.20 m / 47" wide main conveyor with a discharge height of 3.73 m / 12' 3"
 - Dust suppression spray bars and canvas covers

- 8 Control system**
- Highly efficient hydraulic and electric system provide ultimate system control
 - A full colour PLC screen with a simple operator interface combined with a level sensor above the crushing chamber and load control system allows for a fully automated crushing process

- 7 HS311 Hanging screen system (optional)**
- 4 x 1.5 m / 13' x 5' single deck screen for recirculation back to feed conveyor, or stockpiling through 90° rotation of oversize conveyor to produce two products
 - Hydraulic operation from recirculating to stockpiling position